



MJB - Switch Mode Power Supply User manual

Contents

Preface	3
Important information	4
Safety instructions	4
Residual risk	6
Before installation, reinstallation or troubleshooting	7
Before start-up	7
During operation	7
Information on the MJB	7
Repairs	8
Misc. on the MJB system	9
Warranty and service life	9
Maintenance	9
MJB with 5V SMPS	10
Standard functionality	10
Features	11
Options (speciale article)	11
Usage	11
Recommendations	12
IP Protection degree	13
Environmental conditions	14
Modular plug with wide and narrow slit	15
Keys to symbols	16
Drawing appendix	19
Addresses	20

Preface

Dear User,

We are delighted that you have chosen a product from LINAK®.

LINAK systems are high-tech products based on many years of experience in the manufacture and development of actuators, electric control boxes, controls and chargers.

This User Manual does not address the end-user. It is intended as a source of information for the manufacturer of the equipment or system only, and it will tell you how to install, use and maintain your LINAK electronics. It is the responsibility of the manufacturer of the end-use product to provide a User Manual where relevant safety information from this manual is passed on to the end-user.

We are sure that your LINAK product/system will give you many years of problem-free operation.

Before our products leave the factory they undergo full function and quality testing. Should you nevertheless experience problems with your LINAK product/system, you are always welcome to contact your local dealer.

LINAK subsidiaries and some distributors situated all over the world have authorised service centres, which are always ready to help you.

LINAK provides a warranty on all its products. This warranty, however, is subject to correct use in accordance with the specifications, maintenance being done correctly and any repairs being carried out at a service centre, which is authorised to repair LINAK products.

Changes in installation and use of LINAK products/systems can affect their operation and durability. The products are not to be opened by unauthorised personnel.

The User Manual has been written based on our present technical knowledge. We are constantly working on updating the information and we therefore reserve the right to carry out technical modifications.

LINAK A/S

Important information

Description of the various signs used in this manual.

Warning!



Failure to comply with these instructions may result in accidents involving serious personal injury.



Failing to follow these instructions can result in the product being damaged or destroyed.

Safety instructions



Safe use of the system is possible only when the operating instructions are read completely and the instructions contained are strictly observed.

Failure to comply with instructions marked with the "NOTE" symbol may result in serious damage to the system or one of its components.

Persons who do not have the necessary experience or knowledge of the product/ products must not use the product/ products. Besides, persons with reduced physical or mental abilities must not use the product/products, unless they are under surveillance or they have been thoroughly instructed in the use of the apparatus by a person who is responsible for the safety of these persons.

Moreover, children must be under surveillance to ensure that they do not play with the product.



It is important for everyone who is to connect, install, or use the systems to have the necessary information and access to this User Manual.



If there is visible damage to the product it must not be installed.



The appliance is not intended for use by young children or infirm persons without supervision.



Young children should be supervised to ensure that they do not play with the appliance.



Residual risk

Some of the products contains software based components. LINAK has made various possible efforts to assure that the software is free of errors and that the software has been developed according to the rules of IEC 60601-1-4 (software in Medical products). That involves Risk Analysis which shows a small residual risk for unwanted/unintended movement of actuators under specific conditions.

According to the above rules it must be informed and if necessary considered in the Risk Analysis of the final application - More details to residual risk can be provided by LINAK, if necessary.

**Warning!**

The plastic parts in the system cannot tolerate cutting oil.

**Warning!**

LINAK's actuators and electronics are not constructed for use within the following fields:

- Planes and other aircrafts
- Explosive environments
- Nuclear power generation

**Warning!**

If faults are observed, the products must be replaced.

**Warning!**

Never spray directly on the products with a high-pressure cleaner.

**Warning!**

Always insure that the patient is accessible in case of emergency.

**Warning!**

Cables must be secured safely so that persons cannot get trapped in it.

**Warning!**

Always use locking mechanism and O-ring

**Warning!**

Sockets not used must be fitted with blind plugs to ensure IP Degree



The LINAK products cannot tolerate the influence of strong solvents, basic or alkaline liquids.

Cable ordering nos.:

USB cable to be used, 0834000-1000

Modular plug cable with open end, 00xxxxx-1000



Cable ordering nos.:

Modular plug – open end:
0964140



Before installation, re-installation, or troubleshooting

- Stop the application
- Switch off the power supply and pull out the mains plug.
- Relieve the application of any loads, which may be released during the work.

Before start-up

- Make sure that the system has been installed as instructed in the User Manual.
- Make sure that the voltage of the control box is correct before the system is connected to the mains.
- System connection. The individual parts must be connected before the control box is connected to the mains.

During operation

- Ensure that the cables are not damaged.
 - Unplug the mains cable on mobile equipment before it is moved.
-

Information on the MJB

The MJB Modular Junction Box is designed for use together with OpenBus™ control boxes. The MJB makes it possible to connect multiple handsets, attendant controls or it makes it possible to use the MJB as a control unit for 3rd party products as such Out of Bed detection, WET sensor, USB charger, Under Bed Light etc.



LINAK A/S only delivers the OpenBus system and is not responsible for any products other than LINAK products (i.e. products from 3rd party suppliers) or the compliance of such products with the LINAK OpenBus™ system.

Repairs

In order to avoid the risk of malfunction, all repairs must only be carried out by authorised LINAK workshops or repairers, as special tools must be used and special gaskets must be fitted. Products under warranty must also be returned to authorised LINAK workshops.



Warning!

If any of the LINAK products are opened, there will be a risk of subsequent malfunction.

Disposal of LINAK's products

LINAK's products may be disposed of, possibly by dividing them into different waste groups for recycling or combustion.

We recommend that our product is disassembled as much as possible at the disposal and that you try to recycle it. As an example of main groups within sorting of waste we can mention the following:

Metal, plastic, cable scrap, combustible material and collection for recoverable resources.

Some of these main groups can be sub-divided into groups e.g. metal can be divided into iron, stainless steel and aluminium and alloy steel. Plastic can e.g. be divided into ABS, PA, PE and PP.

The MJB can be disassembled and sorted into the following recycling groups:

Component	Recycling group
MJB	Plastic housing – Plastic recycling or combustion
	Cable – Cable scrap or combustion
	PC-board – Electronics scrap

By now all our casted plastic units are provided with an interior code for plastic types and fiber contents, if any.

Misc. on the MJB system

Warranty and service life

The LINAK warranty covers manufacturing defects in the products, starting from the date of manufacture. There is 18 months' warranty for MEDLINE and CARELINE products. The warranty is limited to the value of the LINAK product.

LINAK's guarantee is only valid so far as the products have been used and maintained correctly and have not been tampered with. Furthermore, the products must not be exposed to violent treatment. In the event of this, the warranty will be ineffective / invalid. LINAK's warranty is only valid if the system is unopened and has been used correctly.

All LINAK products are designed to have an optimum service life as a matter of course, but the expected service life in a specific application is very dependent on how the products are used.

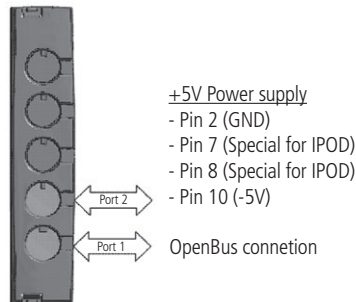
Maintenance

- The LINAK products must be cleaned at regular intervals to remove dust and dirt and inspected for mechanical damage, wear and breaks.
- The LINAK MJB is a closed unit and requires no internal maintenance.
- IPX6 is waterproof.
- Make sure that the plugs in the MJB are correctly fitted with O-rings before washing.
- Electronics must be inspected at attachment points, wires, cabinet, and plugs.
- Inspect the connections, cables, cabinet, and plugs, and check for correct functioning.

MJB with 5V SMPS, version 502-010 :

5V SMPS, Switch Mode Power Supply.

The SMPS is to be used when there is a need of a power supply near the bed. E.g. to charge an electrical device; e.g. Music player, camera, mobile phone, please see "Usage" for further details. It is also possible to connect a bedside lamp, from our 3rd party supplier. This will be connected directly to the MJB port 2 via a modular plug. The SMPS is able to indicate with an LED, on a hand control, whether the power supply is switched on or off.



Standard functionality:

Port 1 is to be connected to the OpenBus™ control box.

The electronic device must be connected to PORT 2. The power on PORT 2 can be switched on/off via the Patient control (key 1) or the Attendant control (key 2), the status is indicated on the OpenBus™. Switching on/off the power supply is useful when the SMPS for instance is used together with a bedside lamp. If an error occurs, this is indicated on the OpenBus™. It is as standard switched off.

Features:

- Add-on value for Hospital & Care beds.
- Compact and functional design which allows easy mounting.
- 2 connections: Port 1, OpenBus™ connection / Port 2, Power supply.
- Colour: Light Grey RAL 7035.
- Protection class IPX6.
- Connection to OpenBus™ control box via a modular plug cable, 6 wires.
- Bedside light, see 3rd party accessories on the OpenBus™ site on LINTRA.
- Charger for USB devices, see recommendations.
- Modular plug cable to USB, see recommendations.
- Modular plug to open end, see recommendations.

Options (special article):

- Customised configuration (Configuration number ≥ 100).
- It is possible to define the keys used for switching On/Off the power supply and define the status and error indicator, so that it fits to the customer's system. This will generate a new configuration code for the MJB
- It is also possible to change the maximum current limit.

Please contact your Sales Engineer at LINAK A/S for further information.

Usage:

- Compatible with all LINAK OpenBus™ Control boxes, light & full
- Output power.
On mains: 5 V DC \pm 0.5V / max. 4 watt
On battery: 5 V DC \pm 0.5V / max. 2 watt
- Current consumption.
V Bus 8V: < 9 mA
V Permanent 40 V: < 150 mA
- Short circuit protection:
The SMPS will be switched off. This will result in an error / a notification which will be indicated on the OpenBus™
- Temperature protection:
The SMPS will be switched off if the temperature inside the MJB is above 110°C this will result in an error / a notification which will be indicated on the OpenBus™
- Overload protection:
When the SMPS is overloaded, the SMPS will be switched off, this will result in an error / a notification which will be indicated on the OpenBus™.
Overload if current consumption on V permanent > 150 mA
- Approvals:
The MJB has been approved according to IEC60601-1:2005 3rd edition, ANSI / AAMI ES60601-1:2005, 3rd edition, and CAN / CSA-22.2 No 60601-1:2008



Recommendations:

- Always use locking mechanism and O-ring.
- Sockets not used must be fitted with blind plugs to ensure IP Degree.
- When using USB cable (0834000) or modular plug cable (0964399) with open end, it is up to the customer to maintain the IP degree.
- The USB cable 0834000 is not medically approved.
- The MJB with SMPS is as standard defined as a 150 mA (4W ver.) type. This means that when the SMPS is delivering max. power on port 2, the remaining power on the V permanent 40V, is maximum 50 mA. This can have influence when other accessories are connected to the system.

- When the SMPS is being used on a system with battery, the output power will follow the power down mode of the Control box, see table

CB Power mode	SMPS 1 W output power	SMPS 4W output power
On mains	1W	4W
On battery Power down "Wake Up"	No Power	No Power
	1W	2W

- Do not use 2 MJB variants with same device ID on the OpenBus™. This will cause conflicts and the SDT is not able to identify the different products attached.
- Before the final functional test in the production, it is important that the system is re-powered. This is to make sure that all items have been detected on the OpenBus™.
- We recommend that the end user makes a regular test procedure, in order to prevent failures and hazardous situations on the system, e.g. squeezed cables. The MJB is not able to detect defective 3rd party products.
- LINAK only takes responsibility for LINAK products, not 3rd party products. Please pay attention to the "Patient Environment" Clause 3.79 - EN60601-1 3rd. edition: Any volume in which contact can occur between a patient and parts of the medical equipment or between a patient and other persons touching parts of the equipment. Justified practice here is 1.5 m. This volume must be subject to the Risk Analysis. It is important to inform the customer about this.
- There can be a risk of conflict with other OpenBus™ accessories, such as HB, ACP, etc. it is therefore recommended to make a system/bit overview.

Cable ordering nos.:

0834000: USB Charge cable, Length 1000 mm. (USB cable is not medically approved!)

0964399: Modular Plug cable with open end, Length 1500 mm.

IP Protection degree:

All LINAK products can be cleaned as follows according to their IP protection which is stated on the product label.

The IP code specifies the degrees of protection provided by the enclosures. Only the protection against ingress of water (second characteristic numeral) is specified, ingress of solid foreign objects (first characteristic numeral) is not specified and therefore replaced by the letter X in the code.

IP Protection	Cleaning instructions
IPX0	Clean with a damp cloth
IPX1	Clean with a damp cloth
IPX2	Clean with a damp cloth
IPX3	Clean with a damp cloth
IPX4	Clean with a damp cloth
IPX5	Wash with a brush and water, but not water under pressure
IPX6	X Wash with a brush and water. The water can be under pressure, but the system must not be hosed down directly with a high pressure cleaner. Max. 20°C
IPX6 Washable	Clean by the use of water tunnels

The materials are resistant to the majority of cleaners and disinfectants used in the hospital and nursing home sector.

Cleaning with a steam cleaner, for example, is not permitted, as it will not be possible to maintain a minimum distance of 300 mm from the electrical parts.

The following directions regarding cleaners and disinfectants must be complied with:

- They must not be highly alkaline or acidic (pH value 6-8).
- They must not contain caustic agents.
- Their contents must not be able to change the structure of the surface or adhesion of the plastic.
- They must not break down grease.

The following disinfectants/detergents are recommended:

- Neodischer Dekonta, dosage 1-3%, made by CHEMISCHE FABRIK Dr. WEIGERT.
- CCOTRADE RW, dosage 0.5%, made by CCOTRADE GmbH.

**Warning!**

The systems must not be sprayed directly with a high-pressure cleaner.

**Warning!**

Interconnecting cables must remain plugged in during cleaning to prevent the ingress of water.

**Precaution!**

When cleaned, water must never be sprayed upwards from underneath the bed, because it is may enter the cable outlet.

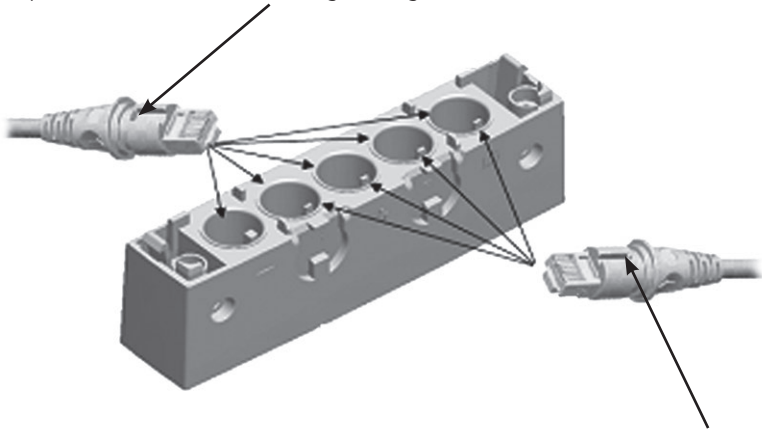
Environmental conditions:

Environmental conditions	
Operating:	
Temperature	5°C to 40°C
Relative humidity	20% to 90% @ 30°C – not condensing
Atmospheric pressure	700 to 1060 hPa
Storage:	
Temperature	-10°C to +50°C
Relative humidity	20% to 90% @ 30°C – not condensing
Atmospheric pressure	700 to 1060 hPa

Valid where nothing otherwise is stated under the specific products in a later section.

Modular plug with wide alignment groove

To be used with **LINAK products**.
Can be connected to all ports in the MJB, both ports with narrow and wide alignment grooves.



Modular plug with narrow alignment groove

To be used with **3rd party products**.
Can only be connected to ports in the MJB with narrow slit. This is to prevent 3rd party products to interfere with the OpenBus™ connections.

Key to symbols

The following symbols are used on the label on the LINAK products.

	IEC 60417-5172: Class II equipment		UL Listing Mark		ZERO standby power
	Product with a thermofuse		UL Listing Mark for Canada		Regulatory Compliance Mark: The Australian Safety/EMC Regulations
	IEC 60417-5957: For indoor use only		UL Listing Mark for Canada and the United States		Protection against contact/foreign matter (first character) and water (second character) as per EN60529
	IEC 60417-5222: Safety isolating transformer, general		UL Listing Mark		Alternating Current
	IEC 60417-5840: Patient part of type B	APPROVAL V94265 AS 3108 Australian approval mark			Direct current
	Patient part of type BF		Various		Lock function
	Earth		TÜV Rheinland - LGA tested		Release function
	IEC 60417-5019: Protective earth; protective ground		Recognised Component Mark		Charge indicator
	IEC 60417-5002: Positioning of cell		Canadian Recognised - Component Mark		Safety switch/enable button
	ISO 7000-0434A: Caution, consult accompanying document		Recognised Component Mark for Canada and the United States		Reduced ETL Recognized Component mark for Canada and United States. X: The mark is always accompanied by a Control Number of 6 or 7 figures. For complete description, see ETL-marking on next page.
	ISO 7000-1641 Operating instructions		PSE-Mark		
	Electronics scrap		Compliance to all relevant EC directives		
	Recycle		China Pollution control mark (also indicates recyclability)		

ETL-marking

Due to space limitations, the complete ETL-marking demands are not represented on the marking plates.

The full ETL Recognized Component markings are shown here.



C/N 120690
Conforms to ANSI/AAMI Std. E560601-1
Cert. to CSA Std. C22.2 No. 60601-1



C/N 9901916
Conforms to ANSI/AAMI Std. E560601-1
Cert. to CSA Std. C22.2 No. 60601-1



C/N 4008003
Conforms to ANSI/AAMI Std. E560601-1
Cert. to CSA Std. C22.2 No. 60601-1



C/N 4008004
Conforms to ANSI/AAMI Std. E560601-1
Cert. to CSA Std. C22.2 No. 60601-1



C/N 4008005
Conforms to ANSI/AAMI Std. E560601-1
Cert. to CSA Std. C22.2 No. 60601-1



C/N 4008623
Conforms to ANSI/AAMI Std. E560601-1
Cert. to CSA Std. C22.2 No. 60601-1



C/N 4008838
Conforms to ANSI/AAMI Std. E560601-1
Cert. to CSA Std. C22.2 No. 60601-1



C/N 4008671
Conforms to ANSI/AAMI Std. E560601-1
Cert. to CSA Std. C22.2 No. 60601-1

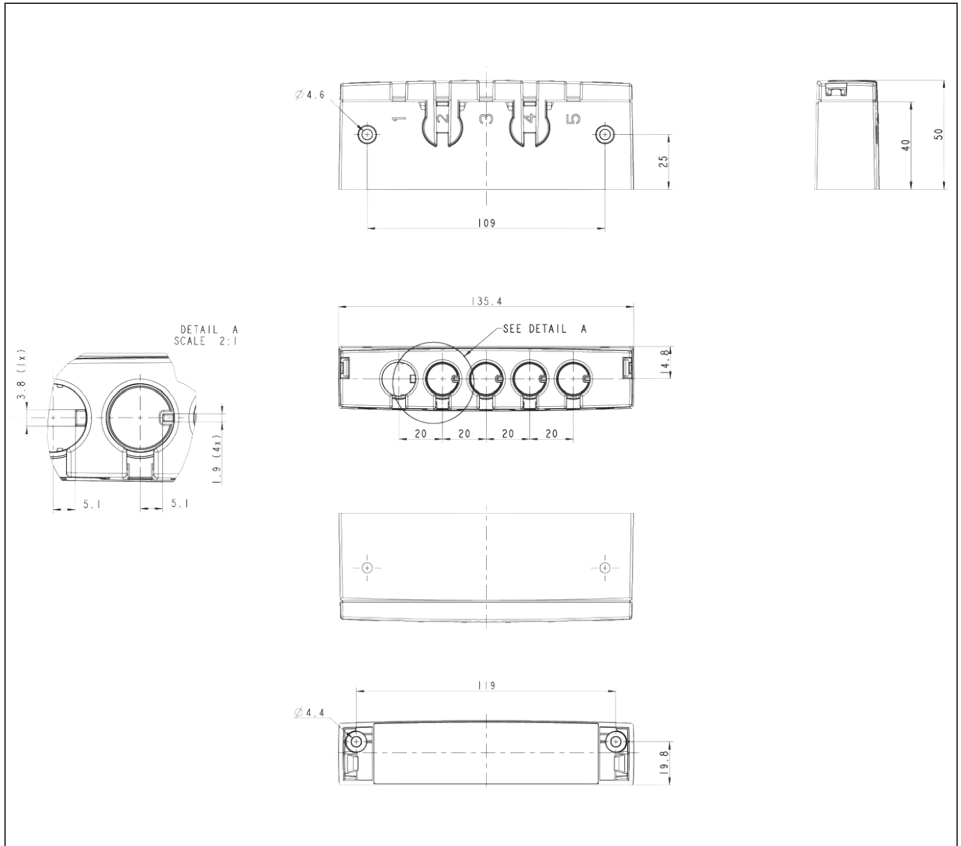


C/N 4009507
Conforms to ANSI/AAMI Std. E560601-1
Cert. to CSA Std. C22.2 No. 60601-1

DRAWING APPENDIX

MJB - Modular Junction Box

MJB



LINAK APPLICATION POLICY

The purpose of the application policy is to define areas of responsibilities in relation to applying a LINAK product defined as hardware, software, technical advice, etc. related to an existing or new customer application.

LINAK products as defined above are applicable for a wide range of applications within the Care and Health, Comfort furniture, Desk and Industry areas. Yet, LINAK cannot know all the conditions under which LINAK products will be installed, used, and operated, as each individual application is unique.

The suitability and functionality of the LINAK product and its performance under varying conditions (application, vibration, load, humidity, temperature, frequency, etc.) can only be verified by testing, and shall ultimately be the responsibility of the LINAK customer using any LINAK product.

It is also the responsibility of the LINAK customer to make and supply a comprehensive user manual of the application.

LINAK shall be responsible solely that the LINAK products comply with the specifications set out by LINAK and it shall be the responsibility of the LINAK customer to ensure that the specific LINAK product can be used for the application in question.

FACTORIES

China

LINAK (Shenzhen) Actuator Systems, Ltd.
Tel: +86 755 8610 6656
Tel: +86 755 8610 6990
E-mail: sales@linak.cn
www.linak.cn

Denmark - Headquarters LINAK A/S - Group Headquarters

Tel: +45 73 15 15 15
Fax: +45 74 45 80 48
Fax (Sales): +45 73 15 16 13
E-mail: info@linak.com
www.linak.com

USA

LINAK U.S. Inc.

North and South American Headquarters
User support: +1 800 392 7638
Tel: +1 502 253 5595
Fax: +1 502 253 5596
E-mail: info@linak-us.com
www.linak-us.com

SUBSIDIARIES

Australia

LINAK Australia Pty. Ltd
Tel: +61 3 8796 9777
Fax: +61 3 8796 9778
E-mail: sales@linak.com.au
www.linak.com.au

Austria

LINAK Repräsentanz - Österreich (Wien)
Tel: +43 (1) 890 7446
Fax: +43 (1) 890 744615
E-mail: info@linak.de
www.linak.at

Belgium

LINAK Actuator-Systems NV/SA
(Belgium & Luxembourg)
Tel: +32 (0)9 230 01 09
Fax: +32 (0)9 230 88 80
E-mail: beinfo@linak.be
www.linak.be - www.ft.linak.be

Brazil

LINAK DO BRASIL COMÉRCIO DE
ATUADORES LTDA.
Tel: +55 (11) 2832 - 7070
Fax: +55 (11) 2832 - 7060
E-mail: info@linak.com.br
www.linak.com.br

Canada

LINAK Canada Inc.
Tel: +1 502 253 5595
Fax: +1 416-255-7720
E-mail: info@linak.ca
www.linak-us.com

Czech Republic

LINAK C&S S.R.O.
Tel: +420581741814
Fax: +420581702452
E-mail: info@linak.cz
www.linak.cz

Denmark - International

LINAK International
Tel: +45 73 15 15 15
Fax: +45 74 45 90 10
Fax (Sales): +45 73 15 16 13
E-mail: info@linak.com
www.linak.com

Terms of use

The user is responsible for determining the suitability of LINAK products for specific application. LINAK takes great care in providing accurate and up-to-date information on its products.

However, due to continuous development in order to improve its products, LINAK products are subject to frequent modifications and changes without prior notice. Therefore, LINAK cannot guarantee the correct and actual status of said information on its products.

While LINAK uses its best efforts to fulfil orders, LINAK cannot, for the same reasons as mentioned above, guarantee the availability of any particular product. Therefore, LINAK reserves the right to discontinue the sale of any product displayed on its website or listed in its catalogues or other written material drawn up by LINAK.

All sales are subject to the Standard Terms of Sale and Delivery for LINAK. For a copy hereof, please contact LINAK.

Denmark - Sales

LINAK DANMARK A/S
Tel: +45 86 80 36 11
Fax: +45 86 82 90 51
E-mail: linak@linak-silkeborg.dk
www.linak.dk

Finland

LINAK OY
Tel: +358 10 841 8700
E-mail: linak@linak.fi
www.linak.fi

France

LINAK FRANCE E.U.R.L
Tel: +33 (0) 2 41 36 34 34
Fax: +33 (0) 2 41 36 35 00
E-mail: linak@linak.fr
www.linak.fr

Germany

LINAK GmbH
Tel: +49 6043 9655 0
Fax: +49 6043 9655 60
E-mail: info@linak.de
www.linak.de

India

LINAK A/S India Liaison Office
Tel: +91 120 4531797
Fax: +91 120 4786428
E-mail: info@linak.in
www.linak.in

Italy

LINAK ITALIA S.r.l.
Tel: +39 02 48 46 33 66
Fax: +39 02 48 46 82 52
E-mail: info@linak.it
www.linak.it

Japan

LINAK K.K.
Tel: 81-45-533-0802
Fax: 81-45-533-0803
E-mail: linak@linak.jp
www.linak.jp

Malaysia

LINAK Actuators Sdn. Bhd.
Tel: +60 4 210 6500
Fax: +60 4 226 8901
E-mail: info@linak-asia.com
www.linak.my - www.linak.co.id
www.linak.pk - www.linak.ph

Netherlands

LINAK Actuator-Systems B.V.
Tel: +31 76 5 42 44 40
Fax: +31 76 5 42 61 10
E-mail: info@linak.nl
www.linak.nl

New Zealand

LINAK New Zealand Ltd
Tel: +64 9580 2071
Fax: +64 9580 2072
E-mail: nzsales@linak.com.au
www.linak.com.au

Norway

LINAK Norge AS
Tel: +47 32 82 90 90
Fax: +47 32 82 90 98
E-mail: info@linak.no
www.linak.no

Poland

LINAK Polska
Tel: +48 22 295 09 70
E-mail: info@linak.pl
www.linak.pl

Republic of Korea

LINAK Korea Ltd.
Tel: +82-(0)2-6231-1515
Fax: +82-(0)2-6231-1516
E-mail: info@linak.kr
www.linak.kr

Russia

OOO LINAK
Tel: +7 495 280 14 26
Fax: +7 495 687 14 26
E-mail: info@linak.ru
www.linak.ru

Spain

LINAK Actuadores, S.L.u
Tel: +34 93 588 27 77
Fax: +34 93 588 27 85
E-mail: esma@linak.es
www.linak.es

Sweden

LINAK Scandinavia AB
Tel: +46 8 732 20 00
Fax: +46 8 732 20 50
E-mail: info@linak.se
www.linak.se

Switzerland

LINAK AG
Tel: +41 43 388 31 88
Fax: +41 43 388 31 87
E-mail: info@linak.ch
www.de.linak.ch - www.fr.linak.ch
www.it.linak.ch

Taiwan

LINAK (Shenzhen) Actuator systems Ltd.
Taiwan Representative office
Tel: +886 2 27290068
Fax: +886 2 27290096
E-mail: sales@linak.com.tw
www.linak.tw

Turkey

LINAK İth. İhr. San. ve Tic. A.Ş.
Tel: +90 312 4726338
Fax: +90 312 4726635
E-mail: info@linak.com.tr
www.linak.com.tr

United Kingdom

LINAK UK Limited
Tel: +44 (0)121 544 2211
Fax: +44 (0)121 544 2552
E-mail: sales@linak.co.uk
www.linak.co.uk

DISTRIBUTORS

Argentina

NOVOTEC ARGENTINA SRL
Tel: 011-4303-8989/8900
Fax: 011-4032-0184
E-mail: info@novotecargentina.com
www.novotecargentina.com

Colombia

MEM Ltda
Tel: +57(1) 334-7666
Fax: +57(1) 282-1684
E-mail: servicioalcliente@memltda.com
www.mem.net.co

India

Mechatronics Control Equipments India Pvt Ltd
Tel: +91-44-28558484, 85
E-mail: bala@mechatronicscontrol.com
www.mechatronicscontrol.com

Indonesia

PT. HIMALAYA EVEREST JAYA
Tel: +6 221 544 8956, +6 221 544 8965
Fax: +6 221 619 1925
Fax (Sales): +6 221 619 1925
E-mail: hejplastic-div@centrin.net.id
www.hej.co.id

Iran

Bod Inc.
Tel: +98 2188998635 - 6
Fax: +98 2188954481
E-mail: info@bod.ir
www.bod.ir

Israel

NetivTech LTD
Tel: +972 55-2266-535
Fax: +972 2-9900-560
Email: info@NetivTech.com
www.netivtech.com

Russia

OOO FAM
Tel: +7 812 3319333
Fax: +7 812 3271454
E-mail: purchase@fam-drive.ru
www.fam-drive.ru

Singapore

Servo Dynamics Pte Ltd
Tel: +65 6844 0288
Fax: +65 6844 0070
E-mail: servodynamics@servo.com.sg
www.servo.com.sg

South Africa

Industrial Specialised Applications CC
Tel: +27 011 466 0346
E-mail: garth@isagroup.co.za
www.isaza.co.za

United Arab Emirates

Mechatronics
Tel: +971 4 267 4311
Fax: +971 4 267 4312
E-mail: mechtron@emirates.net.ae



WE IMPROVE YOUR LIFE